



GET CRACKING!

Leadlight Products (NZ) Ltd

June/July 2007

Changes in the works!!

Well I can't believe the year has sped past so fast! We are past the middle already folks and heading rapidly towards the end.

We've had a fantastic couple of months here at Leadlight Products with class's action packed, orders coming out our ears and a few changes in the works.

As some of you may have noticed I have grown a bit over the last couple of months. I'm expecting my first baby at the beginning of October so will be off on maternity leave in September. Thanks for all the well wishes I have received from everyone.

As I will no longer be available to teach classes the timetable is getting a different look. Stephen will run monthly workshops, seminars or product demonstrations to help you with additional glass knowledge. Please feel free to suggest topics to Stephen so he knows what you are wanting to learn, this includes product knowledge.

It's a big welcome back to Jason Hanks, he's back after a couple of years out doing other things. Jason is once again working in the shop, some of you may remember him from the days of type and copy. Please come in and make him feel welcome.

The manufacturing department has been plodding along, some large repair jobs have been coming in so Amber has been busy scraping off old putty and drawing patterns to remake damaged windows.

Amber has also started making some awesome new displays to replace the existing display windows on the left hand side of the shop. It will be worth popping in in the next couple of months to watch the progress as she changes each window. The old ones will be for sale so if one has particularly caught your eye now is your chance to buy them.

Would love to see you before I go on maternity leave so please do pop in for a catch up.

Catch you soon

Julie

What are we missing???

Contact us if there is a product that you want but we don't have! We want to supply you with the best range, but we need to know what you want!

Email: info@leadlight.co.nz,

Phone: 07 8479213 or Fax: 07 8467020

End of Saturday Trading.

As advertised in the last get cracking we are no longer open on a Saturday morning. You are still able to purchase products via internet and over the phone and of course we are open from 8am until 5pm Monday to Friday.

Visit online and win!

If you haven't yet checked out our on line store now is the time to do so. Every month we have a prize draw for those people who register their details. This doesn't mean you have to buy anything, just go in and check out the amazing art from students and the manufacturing department, along with the fantastic specials, register to get our newsletter and any reminders about upcoming classes or specials and you are in the draw! This is a great opportunity to get something for free!! Check it out now www.leadlight.co.nz.

Student of the Month



This months student of the month is Cheryl Fell. Cheryl is on to her forth set of five weeks and has made great improvements. Cheryl started off with Mosaics and then took on the Christmas sun-

catcher course before tackling a lamp pattern. She is now on to her second lamp pattern and doing a fantastic job. Well done Cheryl keep it up!

June and July Seminars

June the 12th will be a seminar on Leading techniques. This will be a great insight into how the professionals do it.

The July seminar is on the 3rd of July and will be covering cutting techniques. Again this is a great time to check out what the professionals do and learn some extra techniques.

1 hour seminars \$10 per person, bookings essential.

There will be shopping time available after the seminar with the added bonus of some fantastic specials for seminar night only.

Term 2 Student photos



Some fantastic work from this terms students. Mosaic students Shanella, Jocelyn and Natalie came up with some great creations and did a wonderful job executing them. Jenni finished her first leadlight panel with great success while Pat carried on with an advanced panel, finding it a great learning curve. Glenda did a wonderful job of her glass whirl, discovering the importance of heavy soldering lines. Well done everyone! You all did a great job.

Studio time!

We have decided to open the studio to the public! For a limited time the class studio in Hamilton will be open for use without charge on Wednesday and Thursday Morning from 9-12am. During this time you have the use of the studio space, grinders, tea and coffee facilities and friendly conversation to keep you motivated and on the go with your projects. Bookings essential! Call now!!

All specials in this flyer are subject to availability and cannot be used in conjunction with any other special or discount.

Hot Specials Online!

4.5, 4 and 5 inch vented vase caps are on special on the internet at the moment for an amazing 30% off, this is a great deal! Vented case caps are ideal for your bigger lamp projects as they let more heat out.

14 gage copper wire is on special, also 30% off for a 1pound roll. Copper wire is great for adding detail to Suncatchers and boxes.

Just remember these fantastic specials are only available on line. So check out www.leadlight.co.nz to find out more and have a look at our other great specials.



Studio gift for June and July!!

Get a row of clicks and you will get a mini sheet of Ripple or Flemish free! Get spending!!

Huge savings!!

Great savings off these bevel clusters, bringing life to any leadlight panel.

C13 Now \$19.90

C22 Now \$19.90

SB25 Now \$29.90

BC326 Glue Chip Now \$29.90

BC301 Glue Chip Now \$19.90

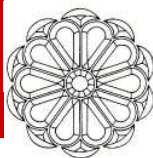
BC307 Now \$19.90

Only in June and July.



C13

C22



SB25



BC307



BC326G/C



BC301G/C

Classes


Now is the time for that refresher course. The last set of classes for 2007 will be Keep on class for advanced students. Which is running from the 19th of July for five weeks 6.30-8.30pm. \$85, bookings essential.



New Products!!!

Due to customers giving us feedback on our current product range, we have some new hot glass products coming in. In our Uroboros 96 coe glass we are introducing four new opals, Marigold, Riviera blue, plum and olive green and a clear and a black rippled radium, a new textured Uroboros glass. We are also bringing in a green, blue and purple fracture/streamer, this will be great for lead-lighting and copperfoil projects also. Along with these will be some Duraboard, which can replace kiln shelves, a selection of thicker fiber paper, and four new moulds including a gecko and a frog. These products are due on the shipment at the end of June!

Thanks for your suggestions... and keep them coming!



Was \$33.90 now \$27.12

Stock up on finishing compound. To protect solder from tarnishing and shine your glass, for both silver and patina finishes.

Was \$15.90 Now \$12.72



Felt backed aluminum rulers are an essential tool for all glass artists. Make accurate cuts with a non scratch surface against the glass. These rulers have two edges, one higher one for cutting against and one with centimeters to aid measuring.



Was \$13.90
Now \$11.12

12 inch L squares. The perfect addition to any glass artists tool kit. Ensure straight lines and 90degree angles every time.

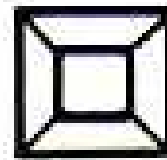


Was \$6.90 Now \$5.52

Small cementing brushes have firm bristles making them ideal for the whitening process of putting a leadlight together. Handy for any leadlighters tool kit.

20% off these products June and July only.

June and July in Store Specials



Was \$2.30
Now \$1.84

4x4 inch square bevels, a great feature for leadlight windows or a centerpiece for a suncatcher. Back it with brightback and put it in a mosaic, very versatile for all mediums.

Handy Tip

When cutting glass, always cut onto a soft surface. A carpet sample, or unglazed cork tile is handy if you can get one. If all else fails six or seven sheets of paper on a flat bench will do.

The reason for using something under the glass, is to prevent damage to your glass cutter and to minimize scratching your glass on small glass shards.

Happy cutting!!

If you have handy hints or tips to share email julie@leadlight.co.nz

Seminars at Leadlight Products

Art Glass Studio

1 hour seminar for just \$10

6.30-7.30pm at Leadlight Products Hamilton

Super specials available on seminar night only.

Book your place now!!

June Seminar : June 12th Leading techniques

Techniques for achieving a professional finish in leading.

July Seminar: July 3rd Cutting Techniques

Glass cutting techniques for those more complex patterns.